

Cable Kit 3335 Network Interface 3009/61

Mimer SoftRadio – Hytera HM785

Also HM780, HM782, HM788

Remote functionality

This cable kit will together with the Mimer Network Interface 3009/61 give remote control of the radios audio and PTT functions.



SoftRadio will also display a Virtual Control Head with full control of the keys and the display. All functions in the radio can be remote controlled.

Radio programming

You need to set the Accessory port communication to UART with Baudrate 115200, the GPIO PIN16 for external microphone PTT and PIN5 for Ext Alarm high. See next page for CPS screen dumps.

Radio Firmware Version: A2.4.01.002 or later is required.

Apart from that, no special programming is needed in the radio.

Cable Kit

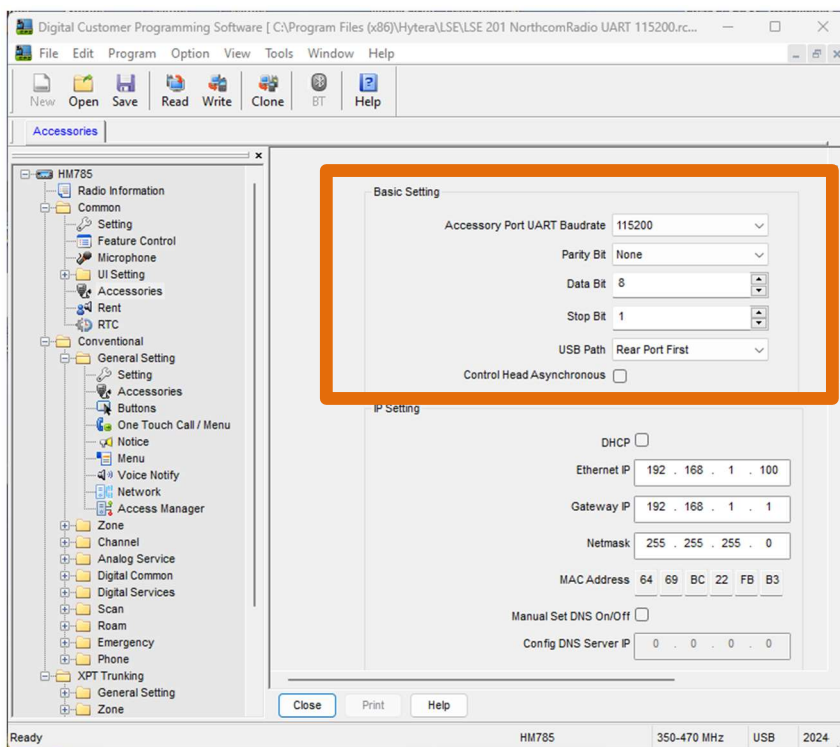
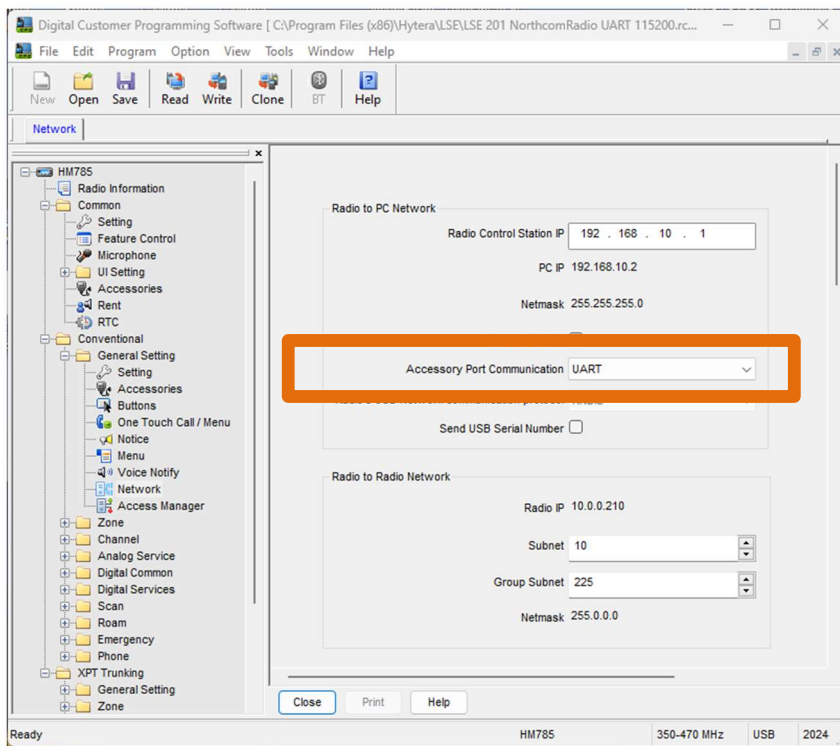
The red and black wires shall be connected to 12VDC, red is positive.

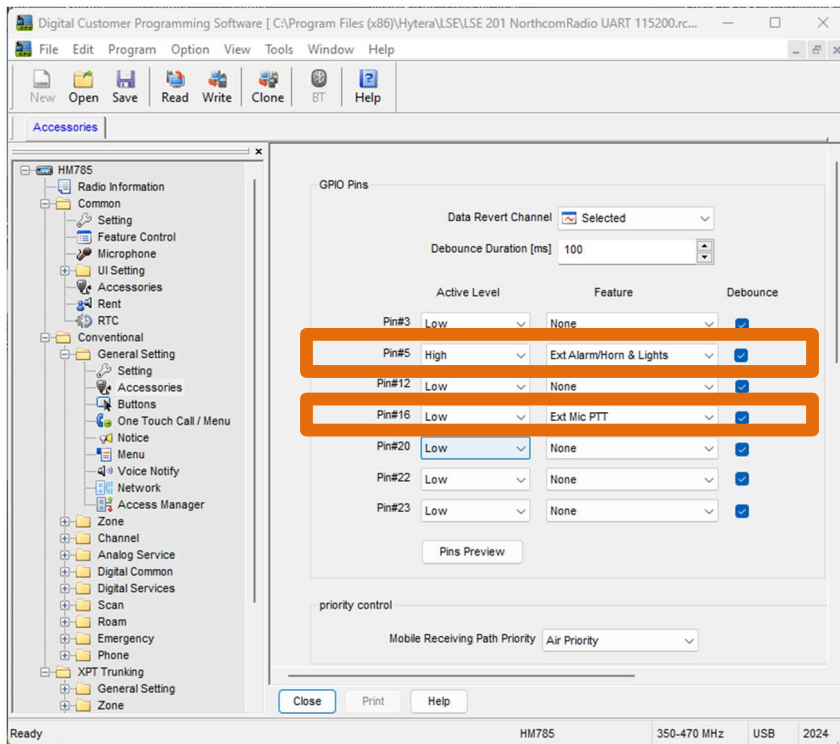
The network interface consumes max 0,3A.



*Network Interface connected to
Hytera HM785*

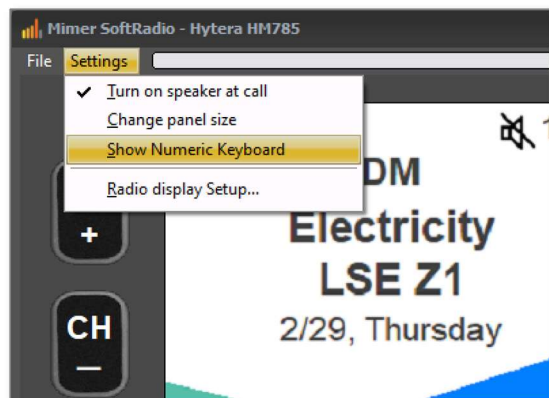
Screen dumps from the Hytera CPS:





Keypad use on the Virtual Control Head

Although the radios control head does not have a keyboard for channel or number entry, the Virtual Control Head can be set to display a keyboard.



This is useful in systems where the radio operator often sends private calls or has many channels to choose from. It is faster to enter a channel number than to select with the up/down arrows. For example when used as a marine VHF radio.

Virtual Control Head functions

